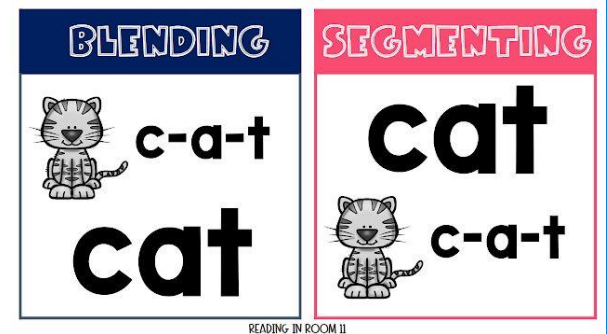


Year 1 Phonics Screening



What is phonics?











































- Children are taught to read by breaking down words into separate sounds or 'phonemes'. They are then taught how to blend these sounds together to read the whole word.



- Children have a phonics lesson each day and they are encouraged to use these strategies to read and write in other lessons.

- There are around 40 different sounds.

- <https://www.youtube.com/watch?v=bXOJUPNVnLc>

a 	o 	x 	t 	e 	p 	r 	i 	n 	m 	h 	b 	d 	g 
s ss 	c k ck 	q qu 	u oo 	j 	y 	ch 	sh 	th 	w wh 				
v 	f ff ph 	ow ou 	l ll 	oa ow oe o_e 	oo ue ew u_e 	ar 							
ng 	z zz 	ai ay a_e 	ear 	igh ie i_e 	ee e_e ea 	air 							
ure 	oi oy 	or aw au 	er ur ir 	I no go the to into he she we me be was									

Why are the children being screened?

- ▶ The Year 1 Phonics Screening Check was introduced in 2012 as part of a policy to strengthen Phonics teaching in Primary Schools and reflect the emphasis on teaching it synthetically and systematically.

Year 1 Phonics Screening Check

Photocopiable Practice Papers



Helen Sheridan

Why are the children being screened?

- Every Year 1 child in the country will be taking the phonics screening check in the same week in June.
- The aim of the check is to ensure that all children are able to read by the end of year two.
- This 'midpoint check' will ensure that we have a clear understanding of what the children need to learn in year 2.



What will the children be expected to do?

- The check is very similar to tasks the children already complete during phonics lessons.

- Children will be asked to 'sound out' a word and blend the sounds together. eg d-o-g - dog

dog



- The focus of the check is to see which sounds the children know and therefore the children will be asked to read made up 'nonsense' words.



The children will be asked to read a list of 40 words to check their grapheme recognition and decoding skills. The words are made up of real words and non - real words.

2016

Phonics

Screening check: answer sheet

First name	
Last name	

Screening check responses: Please tick the appropriate box for each word. The use of the comment box is optional.

Section 1				Section 2			
Word	Correct	Incorrect	Comment	Word	Correct	Incorrect	Comment
lig				jigh			
mep				woats			
gax				rird			
emp				phope			
beff				glips			
shup				floost			
doll				splam			
charb				stribe			
frex				stair			
criff				haunt			
hups				lied			
banst				wove			
chin				drank			
deck				treats			
horn				scram			
queen				stroke			
tram				arrow			
press				forest			
self				wishing			
keeps				brighter			

Total correct

Practice sheet: Real words

in

at

beg

sum

Practice sheet: Pseudo words

ot



vap



osk



ect



Reading non - words can act as a useful tool to check whether children are secure in their phonic knowledge and can apply it to read any word.

They check if children are using their decoding skills rather than relying on memorising words.

in

at

beg

sum


ot



vap



osk



ect



When will the screening take place?

- The screening will take place throughout the week beginning **Monday 10th June**. The children cannot retake the test at any other time so it is very important your child is in school during this week.
- The check has been designed so that children of all abilities will be able to take part.



Who will complete the check?

- The children will complete the check one at a time in a quiet area of the school.

- The screening check is administered by a familiar member of staff.

- The screening will only take

5-10mins with each child,
but there is no time limit.






























Shhhhhh!

The check























There are 2 sections to the test

Section 1: words using graphemes from the earlier phases of Phase 3 digraphs and adjacent consonants.

j 	n 	w 	x 	y 	z 	zz 	qu 
ch 	sh 	th 	ng 	ai 	ee 	igh 	oa 
oo 	oo 	ar 	or 	ur 	ow 	oi 	ear 
air 	ure 	er 	Phase 3 Sounds				

Section 2: words that contain Phase 5 alternative graphemes and split digraphs

Phase 5 Sounds

ay 	ou 	ie 	ea 	oy 	ir 	ue 	ue 
aw 	wh 	ph 	ew 	ew 	oe 	au 	ey 
a_e 	e_e 	i_e 	o_e 	u_e 	u_e 		

How can you help?

- Encourage your child to 'sound out' when reading or writing. Focusing particularly on spotting more unusual sound patterns.

Eg

Digraph- 2 letters making one sound

cow

Trigraphs- 3 letters making one sound

night

Split digraphs- 2 vowels with a consonant inbetween. Use to be known as the magic e!

spine - ie

How can you help?

- Encourage your child to use their sound mat when writing to find the sound they need.
- Share decodable books together and encourage them to segment and blend the words.
- Children can practise their phonics by playing games online. The children particularly like 'Buried Treasure'

<http://www.phonicsplay.co.uk/BuriedTreasure2.html>



Next

Questions?

